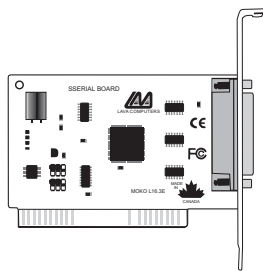
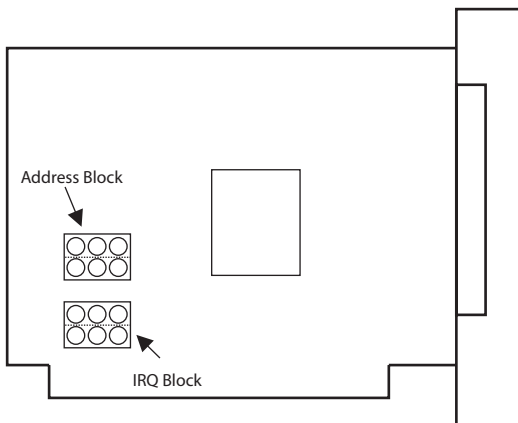


Lava SSerial-550 Installation Manual



Rev. B00

Hardware Set-Up

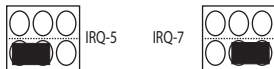
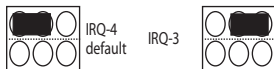


Address Block Configuration

(COM Settings)



IRQ Block Configuration



Serial Configuration

- | | |
|--|--|
| 1. Put only one jumper on each jumper block, to represent the desired Com & IRQ setting. | 1. Afin d'obtenir les "COM" et "IRQ" désirés, veuillez n'installer qu'un connecteur par bloc de connecteurs. |
| 2. If you have only one Com port, set up the SSerial-550 for Com 2 and IRQ 3. | 2. Si vous avez un "COM," ajoutez la SSerial-550 pour "COM" 2 et "IRQ" 3. |
| 3. It is recommended that each Com Port be assigned a unique IRQ by the user. | 3. On veut avoir l' "IRQ" unique pour chaque "COM" Port. |

Lava Technical Support

9:00 am to 5:30 pm Monday to Friday (Eastern Time)

Tel: +416 674-5942

Fax: + 416 674-8262

E-mail: tech@lavalink.com

Internet: www.lavalink.com



Lava Computer MFG Inc.



This device complies with part 15 of the FCC Rules. Operation is subject to the following conditions: (1) This device may not cause harmful interference, and (2) this device must accept any interference received, including interference that may cause undesired operation.

Lava Computer MFG Inc. 908 Niagara Falls Blvd. #629. North Tonawanda NY 14120-2060

